

HomeAdvantage II™

For Single Point-of-Use or Multiple Applications

Specifications
Tankless Electric Water Heater

Applications

▪ Water-Saver Shower Head	1.0 GPM
▪ Standard Shower Head	2.5 GPM
▪ Standard Hand Sink	1.5 GPM
▪ Kitchen Sink	1.8 to 2.0 GPM
▪ Bath Tub	≥ 4 GPM
▪ Dishwasher	0.5 to 1.0 GPM
▪ Washing Machine	1.0 to 1.5 GPM

Average Gallons Per Minute (GPM) based on 2010 Plumbing Standards

Features

- Instant, consistent and endless hot water
- Compact, resistant and stylish with digital temperature control in increments of 1° ranging from 80°F to 140°F
- Copper immersion heating elements with brass top increase durability and are threaded for easy replacement
- Simple Installation
- Digital temperature display
- External controls to adjust temperature

Special Design Service

Inquiries for units for unique applications are welcome. Call our Technical Service department at **1 800 543 6163**.

Suggested Specification

Tankless water heater shall be an Eemax HomeAdvantage II model number HA_____.

Unit shall have copper clad immersion heating element(s) with brass terminations for increased durability. External temperature control and display adjustable in 1° increments with a range of 80°-140°F. Display shall be capable of displaying setpoint temperature in Celsius or Fahrenheit temperature scales. Unit shall utilize a flow meter with a 0.3 GPM activation point and manage power based on actual flow rate and inlet temperature. Values should be processed 60 times per second. Unit shall be WQA certified lead free, certified to UL499 and CSA-C22.2 No. 64.

Eemax Inline Flow Regulator

EEMAX PART NUMBER	GPM RATING OF INSERTS PROVIDED	CONNECTION SIZE
IFR 1-2	1.0, 1.5, 2.0	1/2" NPT
IFR 3-4	2.0, 3.0, 4.0, 5.0	3/4" NPT
EX0061-2.5-IFR	2.5	3/4" NPT

- Enhanced outlet temperature control
- Install on the outlet side of the heater
- Limit maximum volume to the specified flow rate to ensure exiting temperature is within an acceptable range
- Flow Regulators for 1/2" and 3/4" plumbing connections
- Restriction range: 1.0 to 5.0 gallons per minute



HA008240/HA011240/HA013240

HA018240



HA024240/HA027240




HA036240



Eemax Inline Flow Regulator Suggested Sizing Guide*

		Inlet Water Temperature			
		40°F	50°F	60°F	70°F
HA008240	IFR 1-2	1.0	1.0	1.0	1.5
HA011240	IFR 1-2	1.0	1.0	1.5	2.0
HA013240	IFR 1-2	1.0	1.5	2.0	2.0
HA018240	IFR 3-4	2.0	2.0	2.0	3.0
HA024240	IFR 3-4	2.0	2.0	3.0	4.0
HA027240	IFR 3-4	2.0	3.0	4.0	5.0

*Selection based on inlet temperature and an outlet temperature setting of 105°F



HomeAdvantage II

For Single Point-of-Use or Multiple Applications

Specifications

Tankless Electric Water Heater

MODEL NUMBER	KW	TOTAL AMP DRAW	CIRCUITS REQUIRED X BREAKER SIZE	TURN ON (GPM)	RECOMMENDED WIRE SIZE (75° C/CU)	MAX FLOW GPM	TEMPERATURE RISE °F									
							0.5 GPM	1.0 GPM	1.5 GPM	2.0 GPM	2.5 GPM	3.0 GPM	4.0 GPM	5.0 GPM	6.0 GPM	
VOLTS 240*																
C HA008240	8.0	33	(1x40)	0.3	8 AWG	4.8	109°	55°	36°	27°	22°	18°	14°	-	-	-
C HA008240 (derated 208V performance)	5.8	28	(1x30)	0.3	10 AWG	4.8	79°	40°	26°	20°	16°	13°	10°	-	-	-
C HA011240	11.0	46	(1x50)	0.3	8 AWG	4.8	†	75°	50°	38°	30°	25°	19°	-	-	-
C HA011240 (derated 208V performance)	8.2	40	(1x40)	0.3	8 AWG	4.8	†	56°	37°	28°	22°	19°	14°	-	-	-
C HA013240	13.0	54	(1x60)	0.3	6 AWG	4.8	†	89°	59°	44°	36°	30°	22°	-	-	-
C HA013240 (derated 208V performance)	10.1	49	(1x50)	0.3	8 AWG	4.8	†	69°	46°	34°	28°	23°	17°	-	-	-
C HA018240	18.0	75	(2x40)	0.3	8 AWG	7.0	†	†	82°	61°	49°	41°	31°	25°	20°	20°
C HA018240 (derated 208V performance)	13.3	64	(2x40)	0.3	8 AWG	7.0	†	†	91°	61°	45°	36°	30°	23°	18°	15°
C HA024240	24.0	100	(3x40)	0.3	8 AWG	7.0	†	†	109°	82°	66°	55°	41°	33°	27°	27°
C HA024240 (derated 208V performance)	17.5	84	(3x30)	0.3	10 AWG	7.0	†	†	80°	60°	48°	40°	30°	24°	20°	20°
C HA027240	27.0	113	(3x40)	0.3	8 AWG	7.0	†	†	†	92°	74°	61°	46°	37°	31°	31°
C HA027240 (derated 208V performance)	20.0	96	(3x40)	0.3	8 AWG	7.0	†	†	†	91°	68°	55°	46°	34°	27°	23°
C HA036240	36.0	150	(4x40)	0.3	8 AWG	8.0	†	†	†	†	98°	82°	61°	49°	41°	41°
C HA036240 (derated 208V performance)	26.6	127	(4x40)	0.3	8 AWG	8.0	†	†	†	†	91°	73°	61°	45°	36°	30°

* 240V units can be used on 208V single phase with 25% reduced temperature output. Please note per UL standards the rating plate and installation instructions will all be according to a 240V applied voltage. Check with local officials prior to derating the electrical infrastructure.

† Temperature electronically limited setting on adjustable thermostat on front cover.

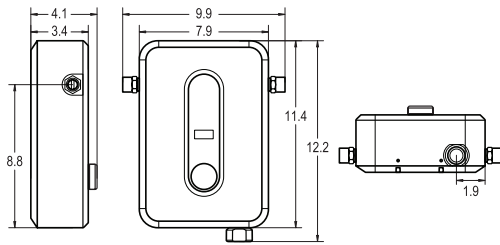
“C” indicates evaluation and compliance to either Underwriters Laboratories (UL) or Intertek (ETL) under CAN/CSA-C22.2 No. 64/No. 88.

Product Specifications (all models)

Dynamic Operating Pressure:	25 PSI min., 150 PSI max.
Certifications:	ETL Listed to UL499 and CSA-C22.2 No. 64
Adj. Temperature Range:	80°F-140°F
Temperature Accuracy:	+/-1° at steady state

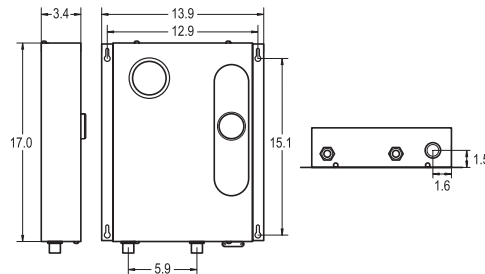
HA008240/HA011240/HA013240

Size:	11.5"H x 8"W x 3.75"D
Weight:	8 kw: 4.75 lb, 11 kw/13 kw: 7 lb
Unique Features:	Welded exchanger, 1/2" compression fittings with 1/2" NPT adapters included



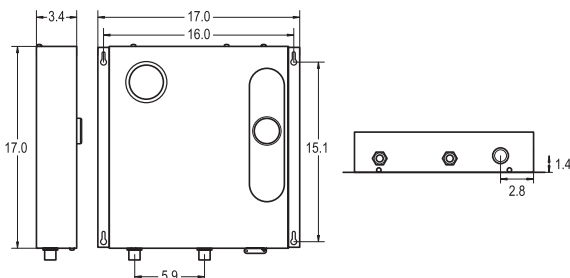
HA018240

Size:	17"H x 14"W x 3.75"D
Weight:	11.25 lb
Unique Features:	Brazed exchanger, 3/4" NPT fittings



HA024240/HA027240

Size:	17"H x 17"W x 3.75"D
Weight:	13.75 lb
Unique Features:	Brazed exchanger, 3/4" NPT fittings



HA036240

Size:	17"H x 21"W x 3.75"D
Weight:	17.4 lb
Unique Features:	Brazed exchanger, 3/4" NPT fittings

